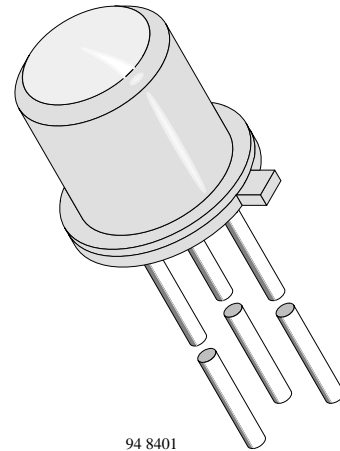

Silicon NPN Phototransistor

Description

BPW76 is a high sensitive silicon NPN epitaxial planar phototransistor in a standard TO-18 hermetically sealed metal case.

Its flat glass window makes it ideal for applications with external optics.

A base terminal is available to enable biasing and sensitivity control.



Features

- Hermetically sealed case
- Flat window
- Very wide viewing angle $\varphi = \pm 40^\circ$
- Exact central chip alignment
- Long range light barrier with an additional optics
- Base terminal available
- High photo sensitivity
- Suitable for visible and near infrared radiation
- Selected into sensitivity groups

Applications

Detector in electronic control and drive circuits

Absolute Maximum Ratings

 $T_{amb} = 25^{\circ}\text{C}$

Parameter	Test Conditions	Symbol	Value	Unit
Collector Base Voltage		V_{CBO}	80	V
Collector Emitter Voltage		V_{CEO}	70	V
Emitter Base Voltage		V_{EBO}	5	V
Collector Current		I_C	50	mA
Peak Collector Current	$t_p/T = 0.5, t_p \leq 10 \text{ ms}$	I_{CM}	100	mA
Total Power Dissipation	$T_{amb} \leq 25^{\circ}\text{C}$	P_{tot}	250	mW
Junction Temperature		T_j	125	$^{\circ}\text{C}$
Storage Temperature Range		T_{stg}	-55...+125	$^{\circ}\text{C}$
Soldering Temperature	$t \leq 5 \text{ s}$	T_{sd}	260	$^{\circ}\text{C}$
Thermal Resistance Junction/Ambient		R_{thJA}	400	K/W
Thermal Resistance Junction/Case		R_{thJC}	150	K/W

Basic Characteristics

 $T_{amb} = 25^{\circ}\text{C}$

Parameter	Test Conditions	Symbol	Min	Typ	Max	Unit
Collector Emitter Breakdown Voltage	$I_C = 1 \text{ mA}$	$V_{(BR)CEO}$	70			V
Collector Dark Current	$V_{CE} = 20 \text{ V}, E = 0$	I_{CEO}		1	100	nA
Collector Emitter Capacitance	$V_{CE} = 5 \text{ V}, f = 1 \text{ MHz}, E=0$	C_{CEO}		6		pF
Angle of Half Sensitivity		ϕ		± 40		deg
Wavelength of Peak Sensitivity		λ_p		850		nm
Range of Spectral Bandwidth		$\lambda_{0.5}$		620...980		nm
Collector Emitter Saturation Voltage	$E_e=1 \text{ mW/cm}^2, \lambda=950\text{nm}, I_C=0.1 \text{ mA}$	V_{CEsat}		0.15	0.3	V
Turn-On Time	$V_S=5\text{V}, I_C=5\text{mA}, R_L=100\Omega$	t_{on}		6		μs
Turn-Off Time	$V_S=5\text{V}, I_C=5\text{mA}, R_L=100\Omega$	t_{off}		5		μs
Cut-Off Frequency	$V_S=5\text{V}, I_C=5\text{mA}, R_L=100\Omega$	f_c		110		kHz

Type Dedicated Characteristics

 $T_{amb} = 25^{\circ}\text{C}$

Parameter	Type	Test Conditions	Symbol	Min	Typ	Max	Unit
Collector Light Current	BPW76A	$E_e=1\text{mW/cm}^2, \lambda=950\text{nm}, V_{CE}=5\text{V}$	I_{ca}	0.4	0.6	0.8	mA
	BPW76B	$E_e=1\text{mW/cm}^2, \lambda=950\text{nm}, V_{CE}=5\text{V}$	I_{ca}	0.6	1.2		mA

Typical Characteristics ($T_{amb} = 25^{\circ}\text{C}$ unless otherwise specified)

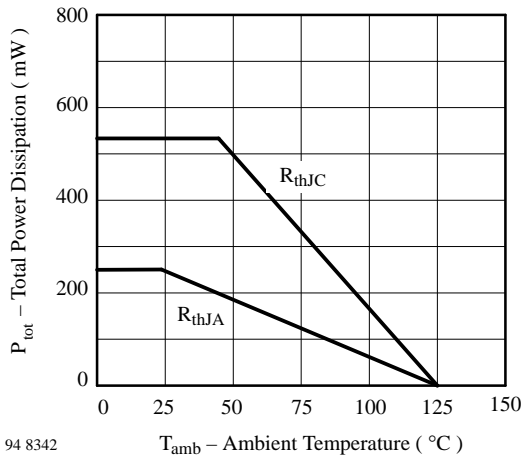


Figure 1 : Total Power Dissipation vs. Ambient Temperature

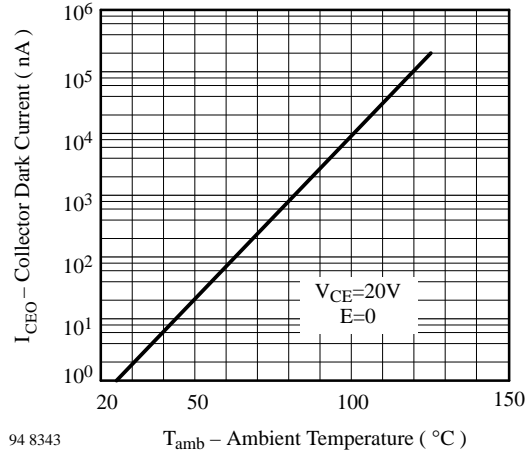


Figure 2 : Collector Dark Current vs. Ambient Temperature

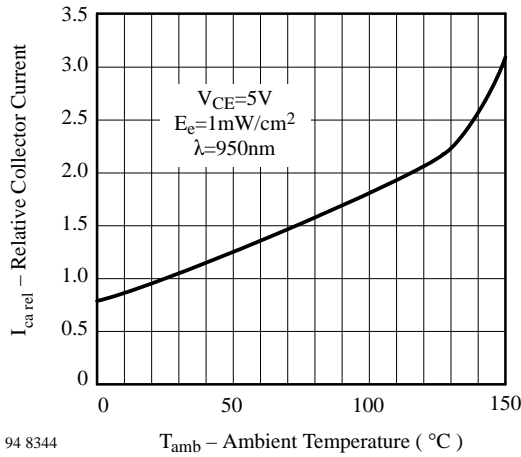


Figure 3 : Relative Collector Current vs. Ambient Temperature

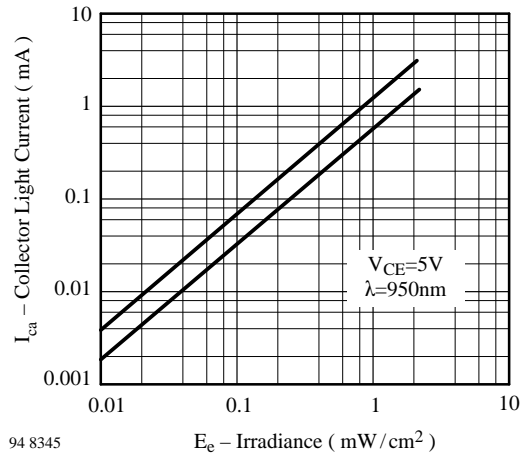


Figure 4 : Collector Light Current vs. Irradiance

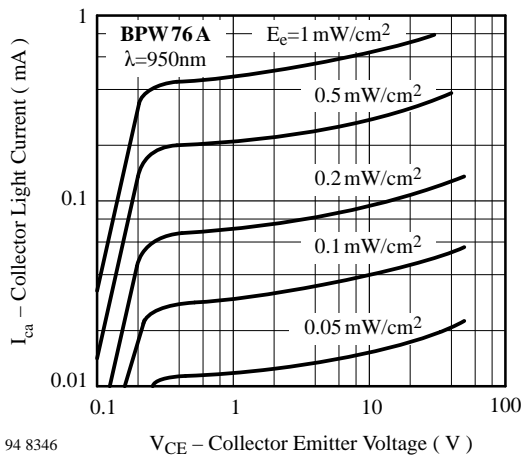


Figure 5 : Collector Light Current vs. Collector Emitter Voltage

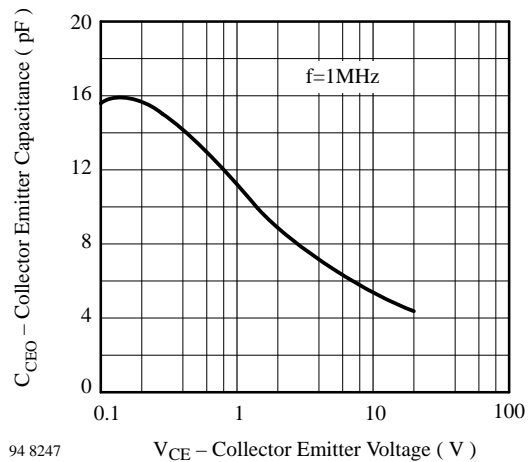
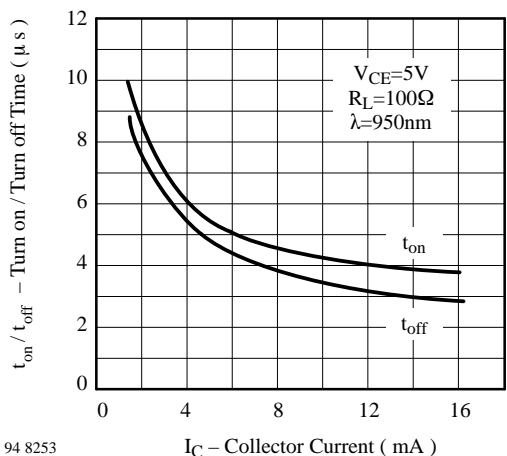
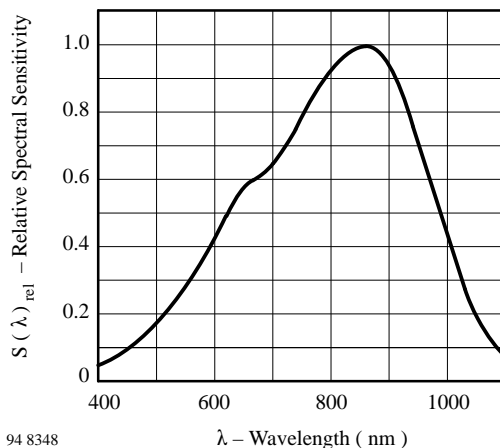


Figure 6 : Collector Emitter Capacitance vs. Collector Emitter Voltage



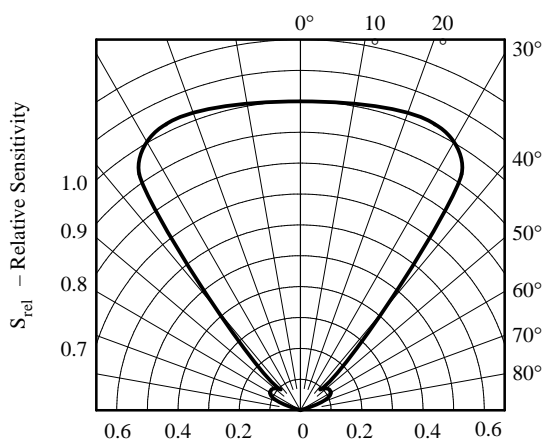
94 8253



94 8348

Figure 7 : Turn On/Turn Off Time vs. Collector Current

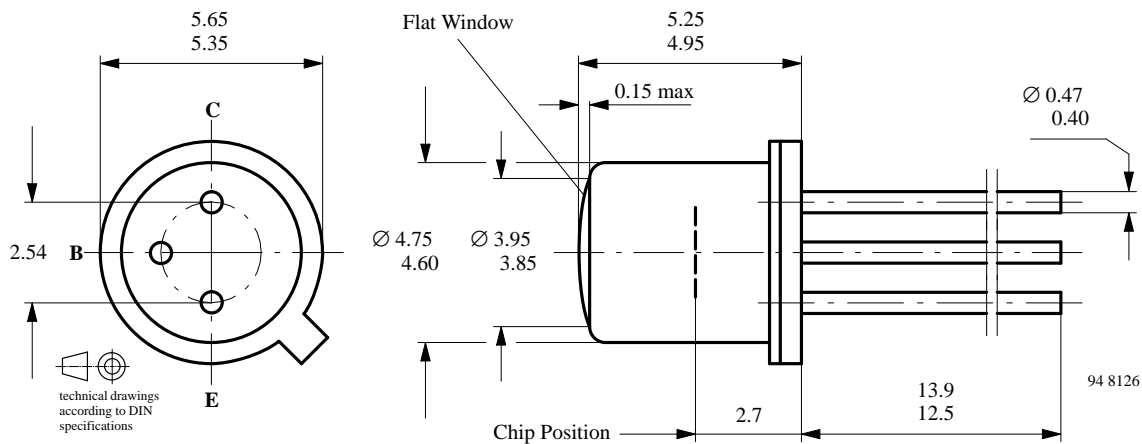
Figure 8 : Relative Spectral Sensitivity vs. Wavelength



94 8347

Figure 9 : Relative Radiant Sensitivity vs. Angular Displacement

Dimensions in mm



94 8126

We reserve the right to make changes to improve technical design without further notice.

Parameters can vary in different applications. All operating parameters must be validated for each customer application by the customer. Should the buyer use TEMIC products for any unintended or unauthorized application, the buyer shall indemnify TEMIC against all claims, costs, damages, and expenses, arising out of, directly or indirectly, any claim of personal damage, injury or death associated with such unintended or unauthorized use.

TEMIC TELEFUNKEN microelectronic GmbH, P.O.B. 3535, D-74025 Heilbronn, Germany
Telephone: 49 (0)7131 67 2831, Fax Number: 49 (0)7131 67 2423